









Section 6: Assessment and progression

How do I assess progress?

The system of levels is being abolished. How your school chooses to assess, record and report progression is consequently entirely up to you. You could use the Progression Pathways as a guide to what progression might look like. The *What are the Progression Pathways?* information sheet explains why there are two versions of the Progression Pathways and describes how they can be used to help you assess students' progress. Both versions of the Progression Pathways are provided for you to use. The *Interactive Progression Pathways Tool* – which illustrates the links between the Progression Pathways, the National Curriculum Programmes of Study for Computing and the Computational Thinking Framework – will also be useful in helping you evidence and assess progression. Links to guidance on assessment from September 2014 from the Department for Education, Ofsted and NAHT are also provided.

The *What different types of assessment are there?* information sheet discusses both formative and summative assessment. Pages 25 and 26 of *Computing in the National Curriculum: a guide for secondary teachers* also provides information about formative and summative assessment.

Finally, in this section, *How do I assess programming?* is a practical activity designed to illustrate how to assess students' programming skills.

		Book	CD-ROM	Website
	Information sheet: <i>What are the Progression Pathways?</i> © Crown Copyright 2015. This content is free to use under the Open Government Licence v3.0.	✓ Pages 12-13	✓	✓
	<i>Progression Pathways: topics</i> © Mark Dorling and Mathew Walker. This work is licensed under a Creative Commons Attribution-NonCommercial-ShareAlike 3.0 Unported License.	✓ Pages 14-15	✓	✓
	<i>Progression Pathways: strands</i> © Mark Dorling and Mathew Walker. This work is licensed under a Creative Commons Attribution-NonCommercial-ShareAlike 3.0 Unported License.	✓ Pages 16-17	✓	✓
	<i>Interactive: Interactive Progression Pathways Tool</i> © Crown Copyright 2015. This content is free to use under the Open Government Licence v3.0.		✓	✓
	Links to: Guidance on assessment from Department for Education Guidance on assessment from Ofsted Guidance on assessment from NAHT		✓	✓
	Information sheet: <i>What different types of assessment are there?</i> © Crown Copyright 2015. This content is free to use under the Open Government Licence v3.0.	✓ Page 54	✓	✓
	Information sheet: <i>Computing in the National Curriculum: a guide for secondary teachers</i> © Computing At School 2013 This work is licensed under a Creative Commons Attribution-NonCommercial-ShareAlike 3.0 Unported License.		✓	✓
	Activity: <i>How do I assess programming?</i> © Crown Copyright 2015. This content is free to use under the Open Government Licence v3.0.	✓ Pages 55-60	✓	✓